

REFINITIV/HKEX RMB CURRENCY INDICES (RXY)

REFINITIV INDICES

REFINITIV/HKEX RMB CURRENCY INDICES (RXY)

The RXY Indices offer independent, transparent and timely benchmarks for RMB against China's most important trade partner's currencies. The indices are calculated based on WM/Reuters FX rates and managed in accordance with the IOSCO Principles for Financial Benchmarks.

CO-DEVELOPED WITH HKEX

The RXY Indices have been created in collaboration with HKEX, a pioneer of listed RMB trading and risk management tools and products. RXY indices are designed to be the basis for investment and trading products such as Futures, Options and ETFs.

METHODOLOGY

Calculation Method: Geometric Average

Weighting Method: Bilateral trade weighted with adjustment for Hong Kong re-export

Trade Data Source: UN Comtrade, HK Census and Statistics Department

Weighting Rebalance: Annual review. Announcement in June implementation first business day of Q4. RXY Simplified CNH has fixed weights which are not rebalanced.

Index Calculation Frequency: Hourly

FX Rate Data Source: WM/Reuters FX Rates

Base Date: 100 as of 31.12.2014

For more details, a complete methodology document is available at: [Refinitiv/fx-currency-indices](https://www.refinitiv.com/fx-currency-indices)

Primary Index

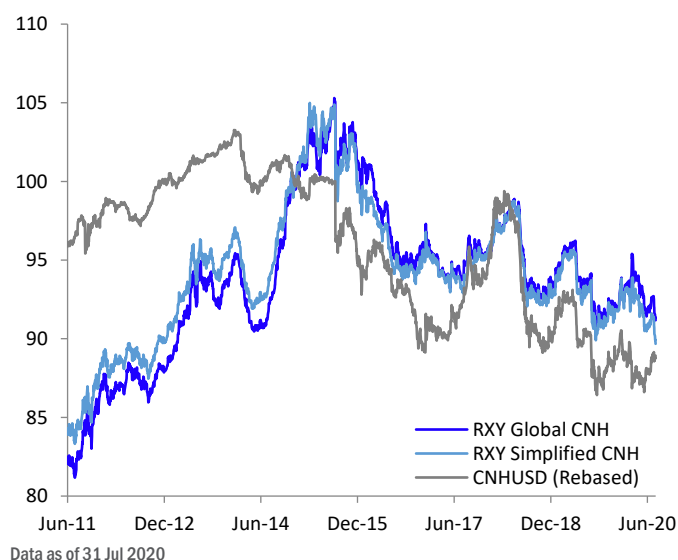
Index Name	Basket Currencies	Base Currency	Start Date	Ric
RF/HKEX RXY Global CNH	AUD, CAD, CHF, EUR, GBP, HKD, JPY, KRW, MYR, NZD, RUB, SGD, THB, USD	CNH	31.12.2010	.RXYH

Index Variants

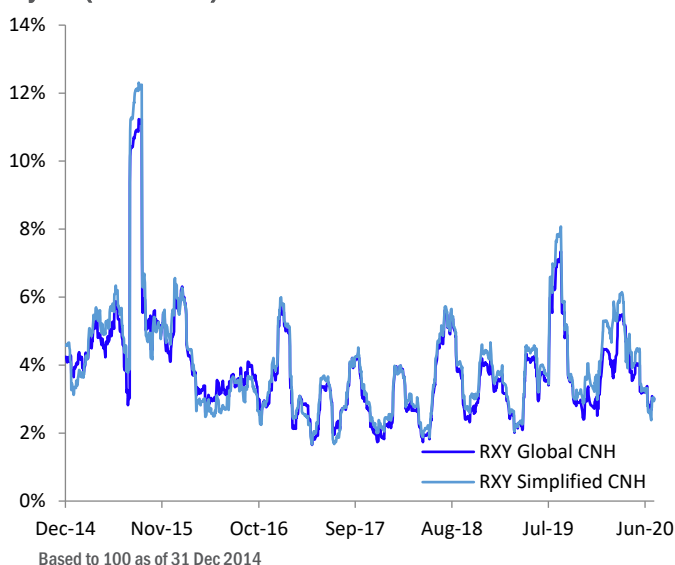
Index Name	Basket Currencies	Base Currency	Start Date	Ric
RF/HKEX RXY Global CNY	AUD, CAD, CHF, EUR, GBP, HKD, JPY, KRW, MYR, NZD, RUB, SGD, THB, USD	CNY	31.12.2010	.RXYC
RF/HKEX RXY Reference CNH	AUD, CAD, CHF, EUR, GBP, HKD, JPY, MYR, NZD, RUB, SGD, THB, USD	CNH	31.12.2010	.RXYRH
RF/HKEX RXY Reference CNY	AUD, CAD, CHF, EUR, GBP, HKD, JPY, MYR, NZD, RUB, SGD, THB, USD	CNY	31.12.2010	.RXYRY
RF/HKEX RXY Simplified CNH	AUD, EUR, GBP, JPY, SGD, USD	CNH	31.12.2010	.RXYBH

HISTORICAL PERFORMANCE

Historical Performance of Primary Index



30 Day Vol (Annualised)



REFINITIV/HKEX RMB CURRENCY INDICES (RXY)

RISK AND RETURN CHARACTERISTICS : AS OF 31 JULY 2020

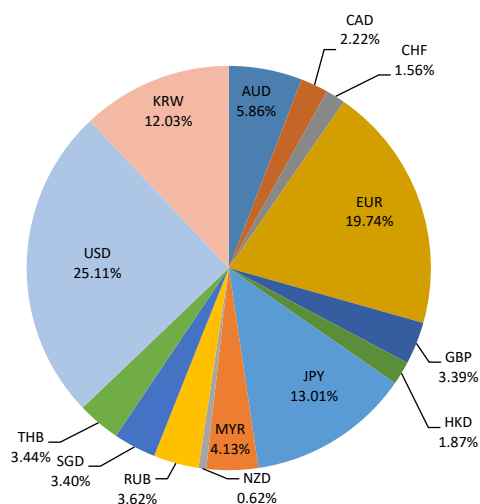
Total Return - Annualized					
	3M	6M	1Y	3Y	5Y
REFINITIV/HKEX RXY Global CNH	-6.17	-3.82	-2.95	-0.98	-2.69
REFINITIV/HKEX RXY Simplified CNH	-7.34	-6.06	-4.10	-1.28	-2.95

Index returns - By Year					
	2015	2016	2017	2018	2019
REFINITIV/HKEX RXY Global CNH	0.56	-5.06	0.48	-2.56	-1.56
REFINITIV/HKEX RXY Simplified CNH	-0.90	-4.27	1.13	-3.18	-1.15

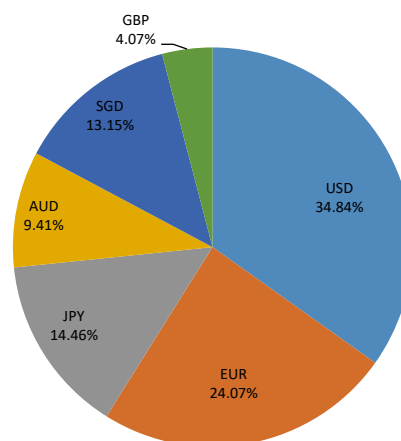
Annualized Standard Deviation					
	3M	6M	1Y	3Y	5Y
REFINITIV/HKEX RXY Global CNH	3.51	3.96	4.24	3.71	4.07
REFINITIV/HKEX RXY Simplified CNH	3.66	4.35	4.70	4.00	4.29

Annualized Sharpe Ratio					
	3M	6M	1Y	3Y	5Y
REFINITIV/HKEX RXY Global CNH	-1.76	-0.97	-0.70	-0.27	-0.66
REFINITIV/HKEX RXY Simplified CNH	-2.00	-1.39	-0.87	-0.32	-0.69

% WEIGHT BY CURRENCY: RXY GLOBAL CNH



RXY SIMPLIFIED CNH - FIXED WEIGHT



For Further Information
refinitiv.com/en/financial-data/indices

Enquiries
Index_Queries@refinitiv.com

© 2020 Refinitiv

Refinitiv has over 30 years' expertise in the Indices business and has calculated many of the most widely-held indices in the world. Our pure beta indices and smart indices address many investor objectives across asset classes, themes, regions and sectors.

We offer comprehensive institutional-quality solutions and a full-service indexing partnership to help you get your ideas to market efficiently. This is backed by our industry leading platform of financial intelligence and trust principles which guarantee integrity