

I/B/E/S / EXPANDED KEY PERFORMANCE INDICATORS FOR DEEP INSIGHT & ANALYSIS

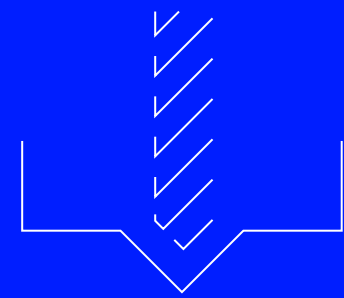
We are now Refinitiv, formerly the Financial and Risk business of Thomson Reuters. We've set a bold course for the future – both ours and yours – and are introducing our new brand to the world.

As our brand migration will be gradual, you will see traces of our past through documentation, videos, and digital platforms.

Thank you for joining us on our brand journey.

ENERGY & MINING

30+ including Total & Daily Production, Realized Prices, Cash Costs




HEALTHCARE & PHARMA

Including Drug Unit Sales, by Product




REAL ESTATE, HOTELS & HOMEBUILDERS

30+ including NARFEIT FFO p/s, NOI, Rent per SF, Development Costs, Vacancy Rate, New Orders/ Backlogs/Deliveries



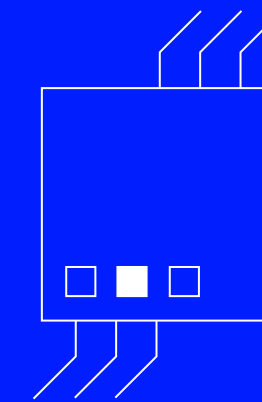
BANKING & FINANCE

30+ Market leading metrics including Net Interest Income, Tier 1 Capital Ratio, Non-Performing Assets, Deposits



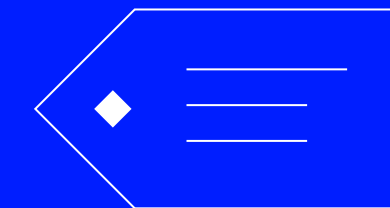
TECH & TELECOM

10+ including R&D Expense, Subscribers, CHURN, Average Revenue per Unit, Acquisition Costs




RETAIL

10+ including Same Store Sales, by Segment # of Stores, Floor Space



INSURANCE

15+ including Net/Gross Premiums Earned/Written, Combined/Catastrophic Loss/Claims Ratios



AIRLINES

10+ including Passenger Load Factor, Revenue Passenger Miles

